



AI
MENTOR
ALWAYS THERE TO GUIDE

Tired of employees interrupting you with questions?

- How should I do this?
- What should I answer?
- What should I say? ”

inSite
connect



Let them interrupt
your AI MENTOR
instead

Why is constantly mentoring junior employees so frustrating?

- It causes **constant interruptions** – you still have your own work to do
- It **feels non-stop** – there are always new employees needing guidance.

The Solution: Let's train your AI Mentor!



Can you relate?

Meet Jane:

She's a dedicated team leader, always staying late and juggling endless deadlines and emails.

But the real burden isn't her own work—it's constantly guiding her team through tricky, unsolved client issues. She knows if she doesn't help, they'll never learn, but each question pulls her further from her own tasks and, *more painfully, from her family*. Her heart aches at the thought of missing her daughter's big moment.

But what if she didn't have to answer all their questions?

AI Mentor to the rescue!






**The real magic... It's super easy.
Watch this...**


You upload your:

- Documented processes,
- Client Q&A documents,
- Training videos etc.



You can even **audio record** messages
or processes 





Our AI MENTOR takes all this information and:

- **Transcribes** your videos and audio
- **Creates questions and answers** from each of these documents
- **Studies them until it knows everything** by heart.

After only a week:

- You will meet your AI MENTOR and tweak responses

It will grab your employee's details before chatting to them

Employee AI Mentor

Hello, I am your department's AI Mentor.

This page was created for you, as an employee, to ask me anything.

It can be about a process or even fixing the grammar of an email for a client or how to answer a client.

Go ahead, let me help you!




Department XYZ AI Mentor

New chat

Enter the information below to start chatting with Department XYZ AI Mentor.

I agree to the [terms and conditions](#) of interacting with this AI model.

Start chatting





Department XYZ AI Mentor

[New chat](#)

Hey Zeldeen, great to see you! How can I assist you today?



Hi. I have a question. I don't know what to do next.

Got you. I'm here to help! Could you please provide me with a bit more detail about what you're struggling with? This will help me guide you in the right direction.



Your employees can even talk to it, instead of typing

Type message here...



Department XYZ AI Mentor New chat

Got you. I'm here to help! Could you please provide me with a bit more detail about what you're struggling with? This will help me guide you in the right direction.

My client wants to know how they can upload a file onto AgendaWorx from 1 Drive cloud storage.

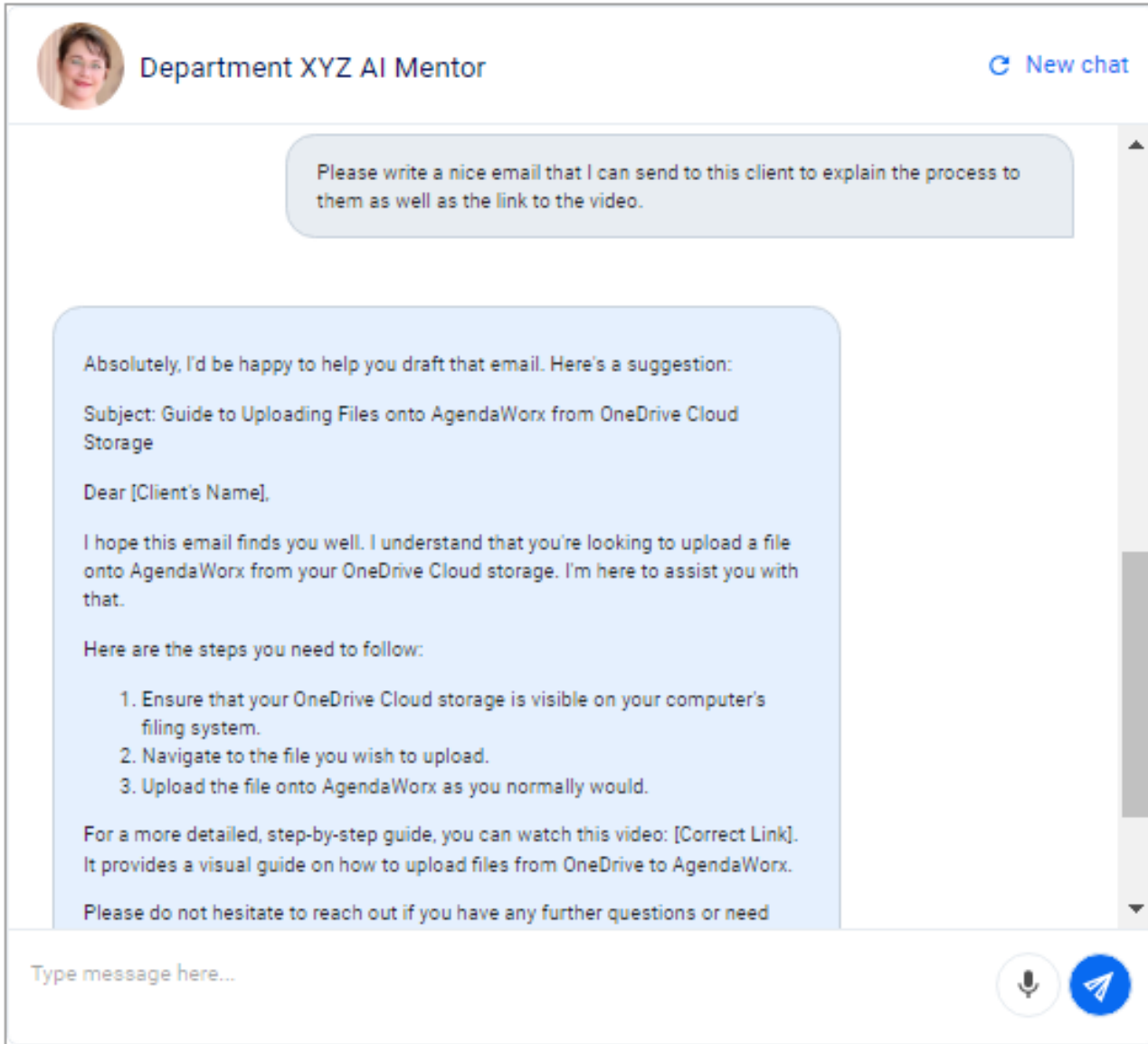
Absolutely, I can guide you through that. Uploading a file onto AgendaWorx from OneDrive Cloud storage is quite straightforward. Here are the steps:

1. Ensure that your OneDrive Cloud storage is visible on your computer's filing system.
2. Navigate to the file you wish to upload.
3. Upload the file onto AgendaWorx as you normally would.

If you or your client need a visual guide, you can watch this video: <https://app.screencastify.com/v3/watch/gQZKmxpOn5pHs32nf8RT>. It provides a step-by-step guide on how to do this. Let me know if you have any other questions!

Type message here...

Your AI MENTOR is kind and it gives step-by-step instructions as well as the path to files or videos on your system



It can even write the e-mail that your junior employee can send to their client.

Awesome Right?



Department XYZ AI Mentor

New chat

I'm really sorry to hear that you're feeling overwhelmed. Let's see how we can make things a bit easier for you.

Organising your desk and managing your time effectively can significantly reduce feelings of overwhelm. Here are some tips:

1. Clear your desk: Start by removing everything from your desk. This gives you a clean slate to work with.
2. Prioritise: Identify the items you use daily and keep them within easy reach. Everything else can be stored away.
3. Use desk organisers: These can help keep your desk tidy and your items easy to find.
4. Go digital: Try to digitise as much as possible to reduce physical clutter. For example, instead of sticky notes, use digital note-taking apps.
5. Time management: Break your tasks into manageable chunks and do them one at a time. Prioritise your tasks and focus on completing the most important ones first.

Remember, the goal is to create a workspace that helps you focus and be productive. It might take some time to figure out what works best for you, but that's okay. Take it one step at a time.

I hope these tips help. Please let me know if there's anything else I can help you with.

Type message here...

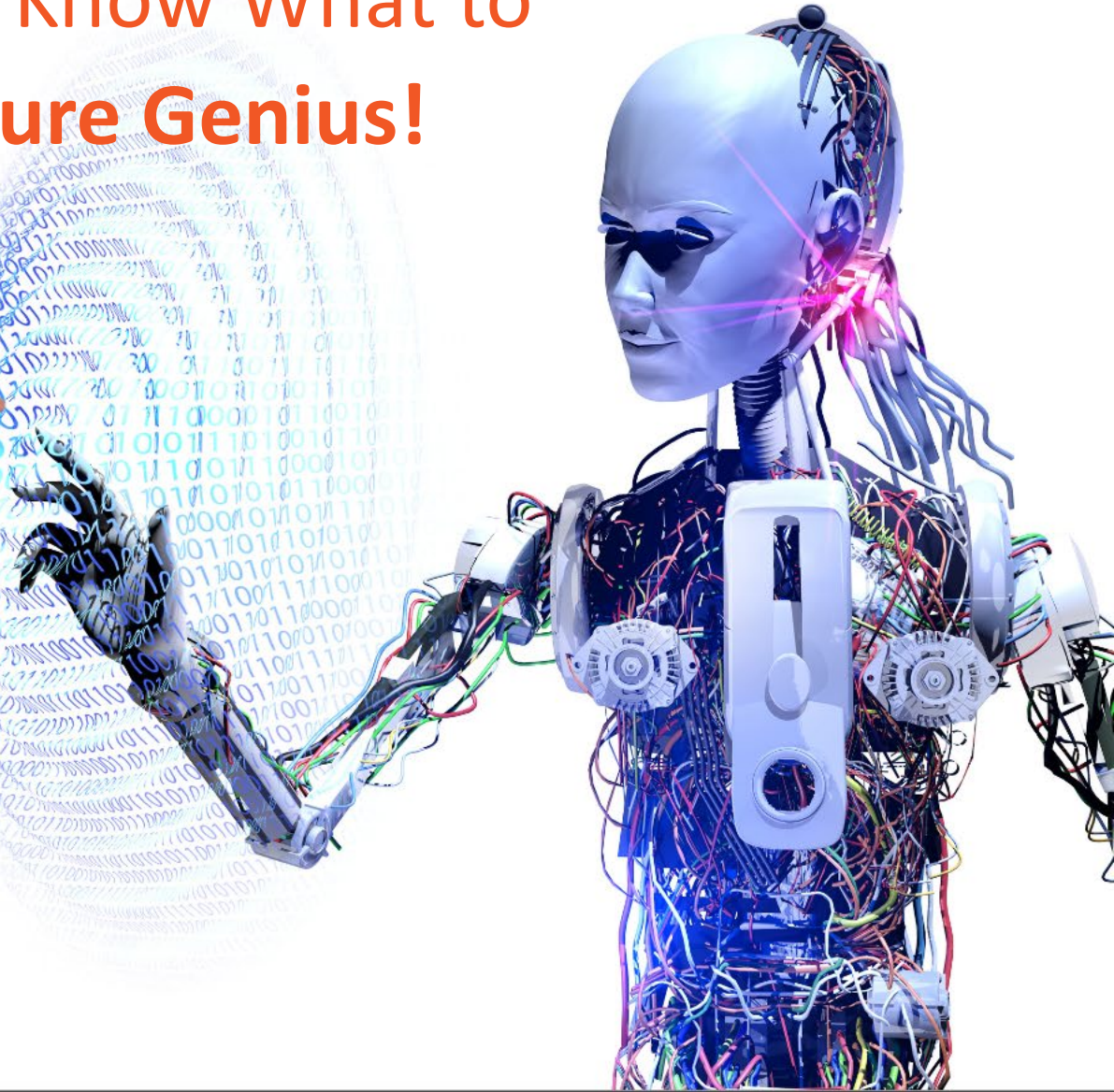


And what about the softer touch?

Sure, it's also the empathetic ear your employees need from time to time when you're not available!



How Does the AI Know What to answer? It's Pure Genius!





BUT WHAT IF:

- You love micromanaging?
- You want to review every response before your employees take action?

Employees can still bring all their questions to you, but here's the **exciting part...**

Instead of asking you what to do, they'll now **confidently tell you** what they think the solution is!



Your employees are empowered & learning.
And best of all: you gain time for your work—
and most importantly, your family!





AI
MENTOR
ALWAYS THERE TO GUIDE

It's the AI EXPERT on YOUR
PROCESSES that you
always wanted

”



inSite
connect